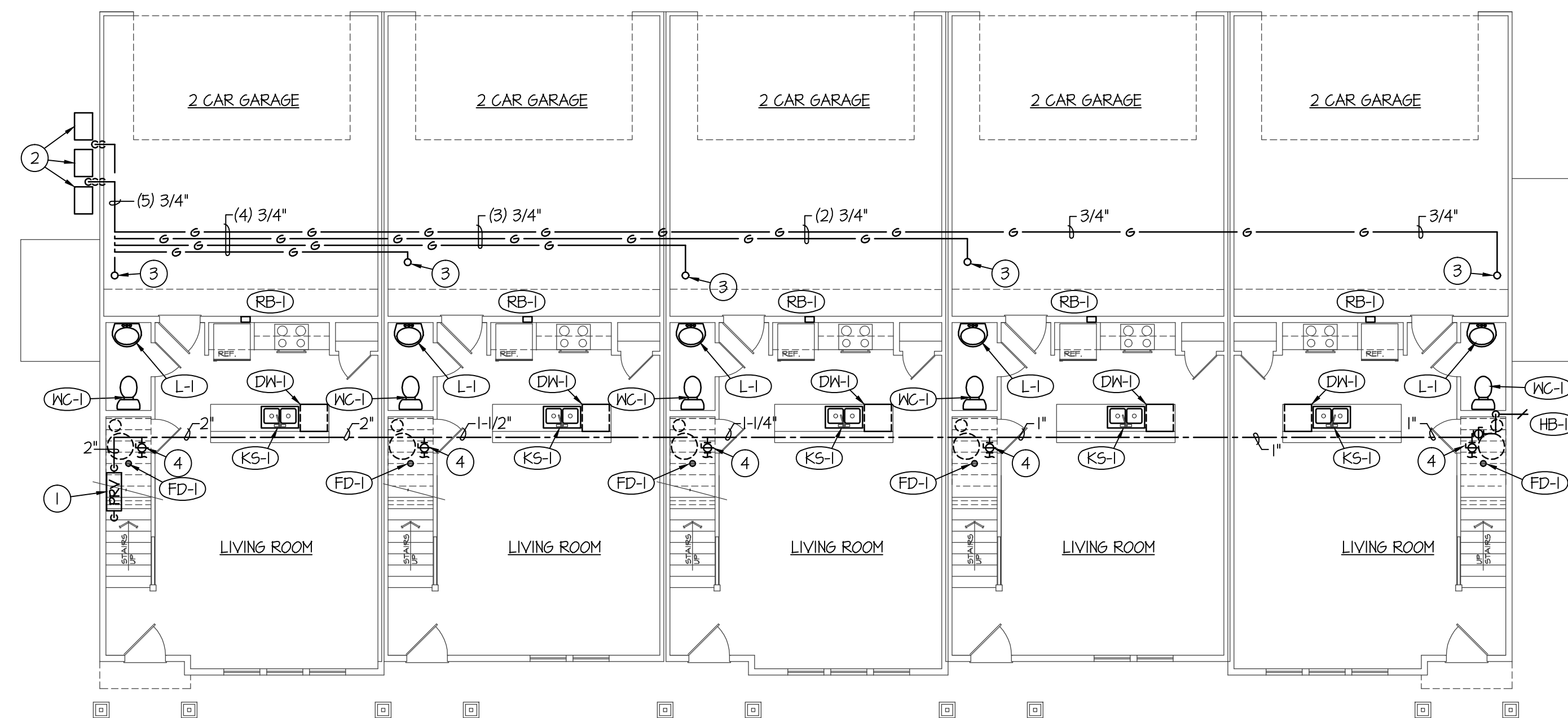


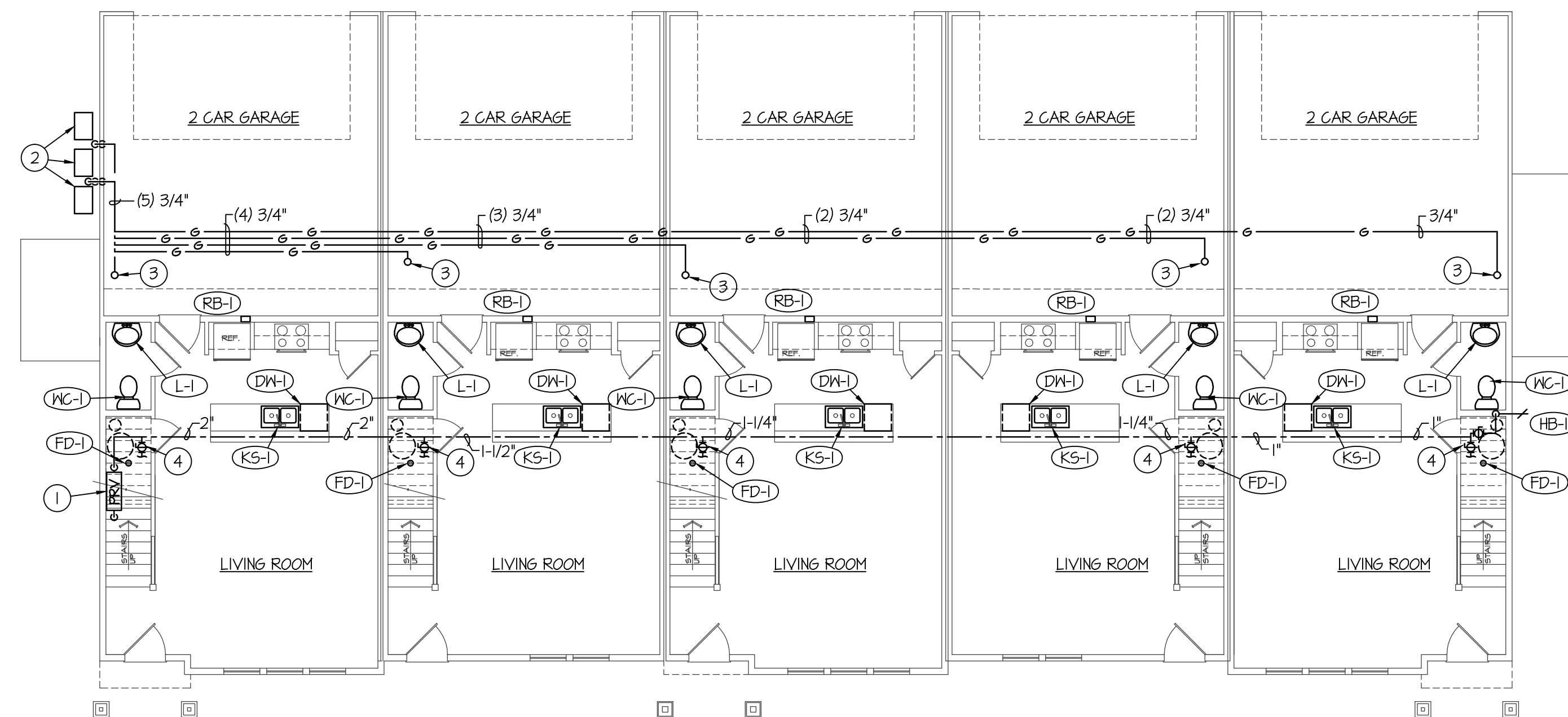
F:\18\18043 STRATA APF1518043 TOWNHOMES\TOWNHOMES PLO.dwg Jan 24, 2014 - 8:51am



SPECIAL NOTE:
MIRROR PLANS AS REQUIRED FOR
INDIVIDUAL SITE LAY-OUT

BUILDING "A" MAIN LEVEL PLUMBING PLAN

SCALE: 1/8" = 1'-0"



SPECIAL NOTE:
MIRROR PLANS AS REQUIRED FOR
INDIVIDUAL SITE LAY-OUT

BUILDING "B" MAIN LEVEL PLUMBING PLAN

SCALE: 1/8" = 1'-0"

PLAN NOTES:

- ① 2" CW MAIN UP THRU SLAB TO WATER PRESSURE REDUCING VALVE ASSEMBLY. SEE DETAIL ON SHEET P201.
- ② GAS METER TREE BY LOCAL GAS COMPANY WITH (5) INDIVIDUAL METERS SIZED FOR 66,000 BTU AT OZ. DELIVERY PRESSURE EACH.
- ③ RISE 3/4" GAS LINE UP IN WALL ABOVE TO SERVE GAS FURNACE LOCATED ON UPPER LEVEL. SEE LARGE SCALE PLUMBING PLANS ON SHEET P200 FOR CONNECTION TO FURNACE.
- ④ INSTALL 1" CW MAIN FOR EACH APT. COMPLETE WITH BALL TYPE SHUT-OFF VALVE BELOW CEILING OF CLOSET UNDER STAIRS IN ACCESSIBLE LOCATION. SEE LARGE SCALE PLUMBING PLANS ON SHEET P103 FOR WATER PIPING SERVING TYPICAL TOWN HOME.




Engineered Systems Associates
Mechanical Engineers

Dwayne Sudweeks
1355 East Center - Pocatello, Idaho 83201
Phone: (208) 233-0501 Fax: (208) 233-0529 email: es@engsystems.com

STRATA TOWNHOMES
LOGAN, UTAH

PROJECT:
SHEET TITLE: **MAIN LEVEL PLUMBING PLANS**

PROJECT:



DRWN. BY: SR	CHK. BY: DCS
JOB NO. 18043	DATE: DEC. 2018

SHEET:
01
OF: **FOUR**